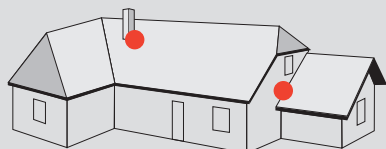




WATERPROOF STRIPS


FLÉXEO®

FLÉXEO®, a practical alternative solution to lead, is a flexible and very strong waterproof strip used to join roof singular points and chimney flashing.




Adhesion

High-quality butyl on the whole underside.



Flexible PIB (polyisobutylene) coating

Available in two widths (280 and 450 mm) and three colours (red, grey, and slate)



Product advantages

- Flexible and extremely strong product, with a flexible aluminium mesh embedded in a polyisobutylene complex.
- FLÉXEO® stretches up to 60% lengthways and 15% across the width, to guarantee quick and easy application.
- No need for welding or adhesives, so application takes half the time (compared to lead).
- A continuous quality butyl coating covers the whole underside, giving the product perfect adhesion.
- Strong, durable product to withstand natural conditions (rain, UV, temperatures from -40° to +90°).
- FLÉXEO® is available in two widths (280 and 450 mm) and three colours (Red, Slate, Grey).
- 10-year guarantee on product functions.

High strength

With their aluminium mesh




Stretch and form

Exceptional stretch in both directions (60% lengthways and 15% across the width), to fit all types of tile



Easy application

Thanks to two removable polypropylene strips



EDILIANS

Shaping a sustainable future together

Use and installation

Specific case of a side wall joint



1- Measure the marking to obtain a maximum of 9 cm at the crest of the wave for a curved tile. The width of the strip must be sufficient to cover the curve of the element.



2- Preform the FLÉXEO® and fold to the appropriate dimension.



3- Clean the substrate and then position the FLÉXEO® according to the markings already made, and remove the backing paper to apply the product.



4- Press it down to ensure an optimum seal, and then create joints overlapping by at least 5 cm and running in the direction of rainwater flow, without water pockets.



5- For a perfect finish and seal, place a strip of sealant joint flashing on the FLÉXEO® to cover it by 3 cm. Perforate the strip at the desired fastener locations and use knock-in plugs that are suitable for the substrate and provide a sealed fastening system.




6- To complete the job, apply a sealant joint in the UV-resistant fold.

Product details

Description	Width	Length	Cat. No.	Item code		
				Colour		
				Red	Slate	Grey
FLEXEO 280	280 mm	5 lm	FLEXEO-280	090167	090168	090169
FLEXEO 450	450 mm	5 lm	FLEXEO-450	090170		

Packaging

Product	Unit	Box	Pallet	Sales unit
FLEXEO 280	5 lm	20 lm	400 lm	Box
FLEXEO 450	5 lm	15 lm	300 lm	Box



EDILIANS

Registered office
65 Chemin du Moulin Carron
BP 40021
F 69571 DARDILLY Cedex
Tel.: +33 (0)4 72 52 02 72

Email: serviceclients.exp@edilians.com

